



PRESS RELEASE 2017

Regulated information | September 2017



Group production of the SIPEF Group (in tonnes)

| Palm Oil | 2017 | | | | | 2016 | | | | | YoY Variation | |
|------------------------------|---------------|---------------|---------------|----------|----------------|---------------|---------------|---------------|----------|----------------|---------------|---------------|
| | Q1 | Q2 | Q3 | Q4 | YTD | Q1 | Q2 | Q3 | Q4 | YTD | Q3 | YTD |
| Own | | | | | | | | | | | | |
| Tolan Tiga Group | 15 563 | 16 447 | 21 053 | | 53 063 | 12 727 | 13 634 | 19 643 | | 46 004 | 7.18% | 15.34% |
| UMW/TUM Group | 8 654 | 9 964 | 11 310 | | 29 928 | 8 053 | 9 096 | 10 808 | | 27 957 | 4.64% | 7.05% |
| Agro Muko | 17 662 | 17 647 | 20 651 | | 55 960 | 16 486 | 18 369 | 20 873 | | 55 728 | -1.06% | 0.42% |
| Hargy Oil Palms | 22 393 | 20 830 | 18 118 | | 61 341 | 16 021 | 18 038 | 11 768 | | 45 827 | 53.96% | 33.85% |
| Total own | 64 272 | 64 888 | 71 132 | 0 | 200 292 | 53 287 | 59 137 | 63 092 | 0 | 175 516 | 12.74% | 14.12% |
| Outgrowers | | | | | | | | | | | | |
| Tolan Tiga Group | 243 | 284 | 286 | | 813 | 162 | 245 | 234 | | 641 | 22.22% | 26.83% |
| UMW/TUM Group | 0 | 0 | 0 | | 0 | 76 | 159 | 104 | | 339 | -100.00% | -100.00% |
| Agro Muko | 408 | 385 | 514 | | 1 307 | 367 | 414 | 460 | | 1 241 | 11.74% | 5.32% |
| Hargy Oil Palms | 15 958 | 15 103 | 12 165 | | 43 226 | 12 554 | 13 017 | 7 614 | | 33 185 | 59.77% | 30.26% |
| Total outgrowers | 16 609 | 15 772 | 12 965 | 0 | 45 346 | 13 159 | 13 835 | 8 412 | 0 | 35 406 | 54.13% | 28.07% |
| Total Palm Oil | 80 881 | 80 660 | 84 097 | 0 | 245 638 | 66 446 | 72 972 | 71 504 | 0 | 210 922 | 17.61% | 16.46% |
| Palm Kernels | | | | | | | | | | | | |
| Own | | | | | | | | | | | | |
| Tolan Tiga Group | 3 948 | 3 854 | 5 155 | | 12 957 | 3 228 | 3 473 | 4 839 | | 11 540 | 6.53% | 12.28% |
| UMW/TUM Group | 1 499 | 1 619 | 1 810 | | 4 928 | 1 341 | 1 477 | 1 770 | | 4 588 | 2.26% | 7.41% |
| Agro Muko | 4 033 | 3 930 | 4 743 | | 12 706 | 3 865 | 4 324 | 4 901 | | 13 090 | -3.22% | -2.93% |
| Total own | 9 480 | 9 403 | 11 708 | 0 | 30 591 | 8 434 | 9 274 | 11 510 | 0 | 29 218 | 1.72% | 4.70% |
| Outgrowers | | | | | | | | | | | | |
| Tolan Tiga Group | 57 | 64 | 64 | | 185 | 37 | 57 | 55 | | 149 | 16.36% | 24.16% |
| UMW/TUM Group | 0 | 0 | 0 | | 0 | 16 | 32 | 21 | | 69 | -100.00% | -100.00% |
| Agro Muko | 78 | 72 | 105 | | 255 | 70 | 82 | 91 | | 243 | 15.38% | 4.94% |
| Total outgrowers | 135 | 136 | 169 | 0 | 440 | 123 | 171 | 167 | 0 | 461 | 1.20% | -4.56% |
| Total Palm Kernels | 9 615 | 9 539 | 11 877 | 0 | 31 031 | 8 557 | 9 445 | 11 677 | 0 | 29 679 | 1.71% | 4.56% |
| Palm Kernel Oil | | | | | | | | | | | | |
| Own | | | | | | | | | | | | |
| Hargy Oil Palms | 1 945 | 1 782 | 1 672 | | 5 399 | 1 392 | 1 638 | 1 069 | | 4 099 | 56.41% | 31.72% |
| Total own | 1 945 | 1 782 | 1 672 | 0 | 5 399 | 1 392 | 1 638 | 1 069 | 0 | 4 099 | 56.41% | 31.72% |
| Outgrowers | | | | | | | | | | | | |
| Hargy Oil Palms | 1 418 | 1 327 | 1 092 | | 3 837 | 1 124 | 1 326 | 606 | | 3 056 | 80.20% | 25.56% |
| Total outgrowers | 1 418 | 1 327 | 1 092 | 0 | 3 837 | 1 124 | 1 326 | 606 | 0 | 3 056 | 80.20% | 25.56% |
| Total Palm Kernel Oil | 3 363 | 3 109 | 2 764 | 0 | 9 236 | 2 516 | 2 964 | 1 675 | 0 | 7 155 | 65.01% | 29.08% |

Group production of the SIPEF Group (in tonnes)

| | 2017 | | | | | 2016 | | | | | YoY Variation | |
|-------------------------|--------------|--------------|--------------|----------|---------------|--------------|--------------|--------------|----------|---------------|----------------|-----------------|
| | Q1 | Q2 | Q3 | Q4 | YTD | Q1 | Q2 | Q3 | Q4 | YTD | Q3 | YTD |
| Rubber | | | | | | | | | | | | |
| Own | | | | | | | | | | | | |
| Tolan Tiga Group | 791 | 539 | 698 | | 2 028 | 804 | 568 | 803 | | 2 175 | -13.08% | -6.76% |
| Melania | 1 007 | 953 | 506 | | 2 466 | 797 | 1 206 | 461 | | 2 464 | 9.76% | 0.08% |
| Agro Muko | 535 | 599 | 493 | | 1 627 | 489 | 538 | 417 | | 1 444 | 18.23% | 12.67% |
| Galley Reach | 0 | 0 | 0 | | 0 | 436 | 396 | 0 | | 832 | - | -100.00% |
| Total own | 2 333 | 2 091 | 1 697 | 0 | 6 121 | 2 526 | 2 708 | 1 681 | 0 | 6 915 | 0.95% | -11.48% |
| Outgrowers | | | | | | | | | | | | |
| Agro Muko | 0 | 0 | 0 | | 0 | 0 | 0 | 0 | | 0 | - | - |
| Galley Reach | 0 | 0 | 0 | | 0 | 62 | 113 | 0 | | 175 | - | -100.00% |
| Total outgrowers | 0 | 0 | 0 | 0 | 0 | 62 | 113 | 0 | 0 | 175 | - | -100.00% |
| Total Rubber | 2 333 | 2 091 | 1 697 | 0 | 6 121 | 2 588 | 2 821 | 1 681 | 0 | 7 090 | 0.95% | -13.67% |
| Tea | | | | | | | | | | | | |
| Own | | | | | | | | | | | | |
| Melania | 578 | 591 | 578 | | 1 747 | 793 | 714 | 754 | | 2 261 | -23.34% | -22.73% |
| Total own | 578 | 591 | 578 | 0 | 1 747 | 793 | 714 | 754 | 0 | 2 261 | -23.34% | -22.73% |
| Outgrowers | | | | | | | | | | | | |
| Melania | 0 | 0 | 0 | | 0 | 0 | 0 | 0 | | 0 | - | - |
| Total outgrowers | 0 | 0 | 0 | 0 | 0 | 0 | 0 | 0 | 0 | 0 | - | - |
| Total Tea | 578 | 591 | 578 | 0 | 1 747 | 793 | 714 | 754 | 0 | 2 261 | -23.34% | -22.73% |
| Bananas | | | | | | | | | | | | |
| Azaguie 1 | 1 594 | 1 160 | 1 142 | | 3 896 | 1 506 | 995 | 1 444 | | 3 945 | -20.91% | -1.24% |
| Azaguie 2 | 1 582 | 1 579 | 1 601 | | 4 762 | 714 | 832 | 949 | | 2 495 | 68.70% | 90.86% |
| Agboville | 2 578 | 1 832 | 2 701 | | 7 111 | 2 657 | 2 124 | 2 670 | | 7 451 | 1.16% | -4.56% |
| Motobe | 2 387 | 2 100 | 1 859 | | 6 346 | 1 894 | 1 464 | 1 470 | | 4 828 | 26.46% | 31.44% |
| Total Bananas | 8 141 | 6 671 | 7 303 | 0 | 22 115 | 6 771 | 5 415 | 6 533 | 0 | 18 719 | 11.79% | 18.14% |

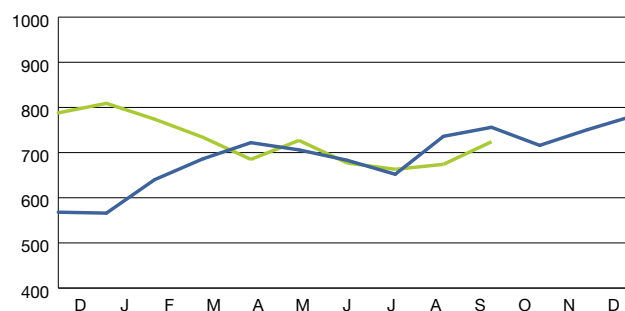
Commodity Price Data

Average market prices*

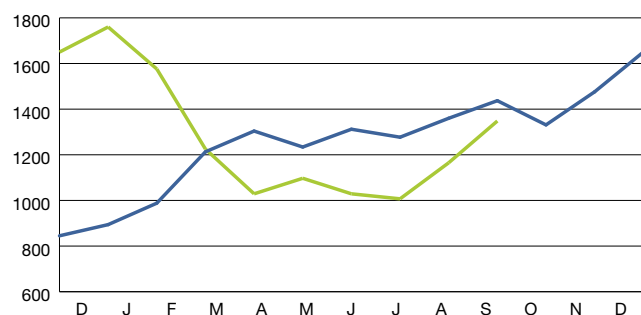
| Product | | YTD Q3/2017 | YTD Q3/2016 | YTD Q4/2016 |
|------------------------|----------|-------------|-------------|-------------|
| CPO (CIF Rotterdam) | in \$/mt | 719 | 683 | 700 |
| CPKO (CIF Rotterdam) | in \$/mt | 1 248 | 1 224 | 1 290 |
| RSS3 (FOB Singapore) | in \$/mt | 2 121 | 1 501 | 1 605 |
| Tea (avg auct Mombasa) | in \$/mt | 2 804 | 2 255 | 2 298 |
| Bananas (FOT Europe) | in \$/mt | 892 | 919 | 905 |

* World Bank Commodity Price Data

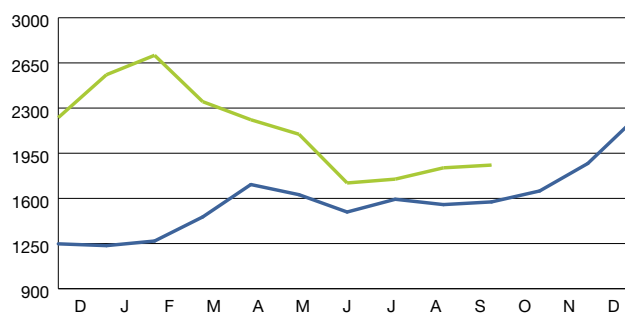
Crude Palm Oil in \$/mt
CIF Rotterdam



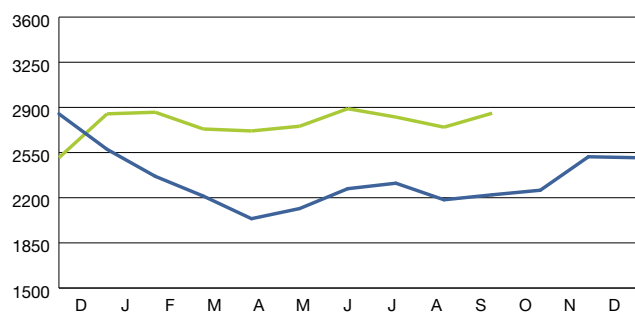
Crude Palm Kernel Oil in \$/mt
CIF Rotterdam



RSS3 in \$/mt
FOB Singapore



Tea in \$/mt
average auct. Mombasa



Bananas EU in \$/mt
FOT Europe

