

GROUP PRODUCTION - [IN TONNES]

Palm Oil	2014					2013					YoY Variation	
	Q1	Q2	Q3	Q4	YTD	Q1	Q2	Q3	Q4	YTD	Q3	YTD
Own												
Tolan Tiga Group	15 120	16 779	18 851		50 750	13 111	14 254	18 317		45 682	2,92%	11,09%
UMW/TUM Group	2 809	4 150	6 764		13 723	2 079	2 871	3 146		8 096	115,00%	69,50%
Agro Muko	19 026	20 349	19 830		59 205	17 961	18 518	19 783		56 262	0,24%	5,23%
Hargy Oil Palms	13 326	14 849	11 795		37 970	11 924	14 737	11 033		37 694	6,91%	6,04%
Total own	50 281	56 127	57 240	0	163 648	45 075	50 380	52 279	0	147 734	9,49%	10,77%
Outgrowers												
Tolan Tiga Group	103	0	0		103	48	98	208		354	-100,00%	-70,90%
UMW/TUM Group	-	4	28		32	-	-	-		-	-	-
Agro Muko	412	445	436		1 293	306	422	454		1 182	-3,96%	9,39%
Hargy Oil Palms	11 207	12 836	9 897		33 940	10 828	13 459	8 883		33 170	11,42%	2,32%
Total outgrowers	11 722	13 285	10 361	0	35 368	11 182	13 979	9 545	0	34 706	8,55%	1,91%
Total Palm Oil	62 003	69 412	67 601	0	199 016	56 257	64 359	61 824	0	182 440	9,34%	9,09%
Palm Kernels												
Own												
Tolan Tiga Group	3 671	3 905	4 274		11 850	3 213	3 394	4 468		11 075	-4,34%	7,00%
UMW/TUM Group	744	1 039	1 384		3 167	550	760	833		2 143	66,15%	47,78%
Agro Muko	4 312	4 742	4 626		13 680	4 274	4 011	4 680		12 965	-1,15%	5,51%
Total own	8 727	9 686	10 284	0	28 697	8 037	8 165	9 981	0	26 183	3,04%	9,60%
Outgrowers												
Tolan Tiga Group	27	0	0		27	13	26	55		94	-100,00%	-71,28%
UMW/TUM Group	-	-	4		4	-	-	-		-	-	-
Agro Muko	80	90	89		259	60	84	93		237	-4,30%	9,28%
Total outgrowers	107	90	93	0	290	73	110	148	0	331	-37,16%	-12,39%
Total Palm Kernels	8 834	9 776	10 377	0	28 987	8 110	8 275	10 129	0	26 514	2,45%	9,33%
Palm Kernels Oil												
Own												
Hargy Oil Palms	1 037	1 144	911		3 092	919	1 134	799		2 852	14,02%	8,42%
Total own	1 037	1 144	911	0	3 092	919	1 134	799	0	2 852	14,02%	8,42%
Outgrowers												
Hargy Oil Palms	869	991	789		2 649	839	1 045	766		2 650	3,00%	-0,04%
Total outgrowers	869	991	789	0	2 649	839	1 045	766	0	2 650	3,00%	-0,04%
Total Palm kernel Oil	1 906	2 135	1 700	0	5 741	1 758	2 179	1 565	0	5 502	8,63%	4,34%

	2014					2013					YoY Variation	
<i>Rubber</i>	Q1	Q2	Q3	Q4	YTD	Q1	Q2	Q3	Q4	YTD	Q3	YTD
Own												
Tolan Tiga Group	781	565	738		2 084	757	557	719		2 033	2,64%	2,51%
Melania	1 107	851	571		2 529	982	1 113	715		2 810	-20,14%	-10,00%
Agro Muko	414	459	347		1 220	343	379	328		1 050	5,79%	16,19%
Galley Reach	504	495	614		1 613	431	438	509		1 378	20,63%	17,05%
Total own	2 806	2 370	2 270	0	7 446	2 513	2 487	2 271	0	7 271	-0,04%	2,41%
Outgrowers												
Agro Muko	0	0	0		0	0	0	0		0	-	-
Galley Reach	166	205	126		497	119	157	161		437	-21,74%	13,73%
Total outgrowers	166	205	126	0	497	119	157	161	0	437	-21,74%	13,73%
Total Rubber	2 972	2 575	2 396	0	7 943	2 632	2 644	2 432	0	7 708	-1,48%	3,05%
<i>Tea</i>	Q1	Q2	Q3	Q4	YTD	Q1	Q2	Q3	Q4	YTD	Q3	YTD
Own												
Melania	652	717	659		2 028	705	695	655		2 055	0,61%	-1,31%
Total own	652	717	659	0	2 028	705	695	655	0	2 055	0,61%	-1,31%
Outgrowers												
Melania	0	0	0		0	0	0	0		0	-	-
Total outgrowers	0	0	0	0	0	0	0	0	0	0	-	-
Total Tea	652	717	659	0	2 028	705	695	655	0	2 055	0,61%	-1,31%
<i>Bananas</i>	Q1	Q2	Q3	Q4	YTD	Q1	Q2	Q3	Q4	YTD	Q3	YTD
Azaguie	2 006	1 239	1 108		4 353	1 292	1 580	988		3 847	12,15%	13,15%
Agboville	2 926	2 543	1 958		7 427	2 722	2 015	2 334		7 071	-16,11%	5,03%
Motobe	2 965	2 225	1 669		6 859	2 402	1 812	1 263		5 490	32,15%	24,94%
Total Bananas	7 897	6 007	4 735	0	18 639	6 416	5 407	4 585	0	16 408	3,27%	13,60%

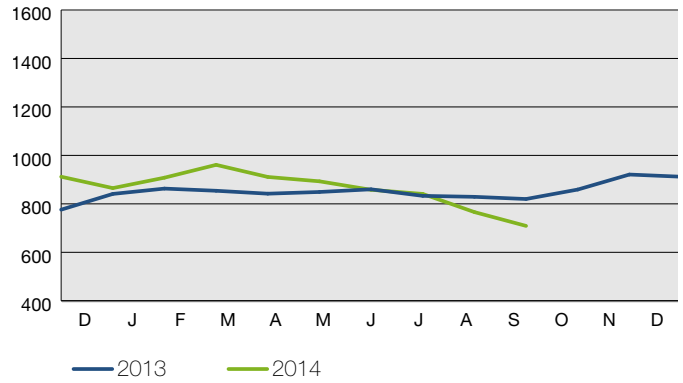
COMMODITY PRICE DATA - [SEPTEMBER 2014]

Average market prices

Product		YTD Q3/2014	YTD Q3/2013	YTD Q4/2013
CPO (CIF Rotterdam)	in \$/mt	857	843	857
CPKO (CIF Rotterdam)	in \$/mt	1 176	844	897
RSS3 (FOB Singapore)	in \$/mt	2 070	2 884	2 795
Tea (avg auct Mombasa)	in \$/mt	2 094	2 485	2 399
Bananas (FOT Europe)	in \$/mt	1 062	1 050	1 022

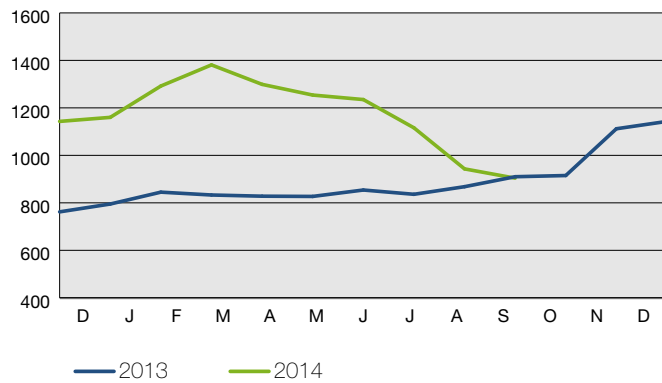
Crude Palm Oil in \$/mt

CIF Rotterdam



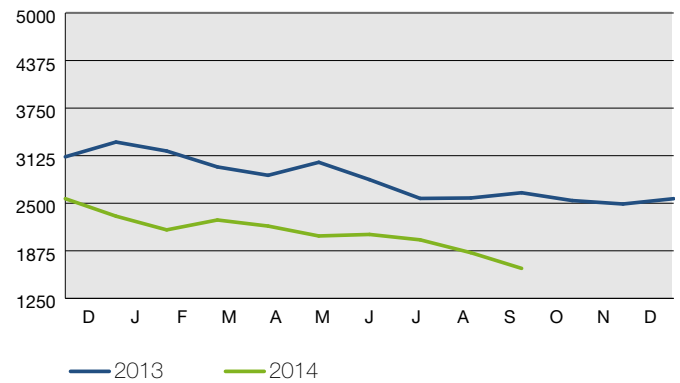
Crude Palm Kernel Oil in \$/mt

CIF Rotterdam



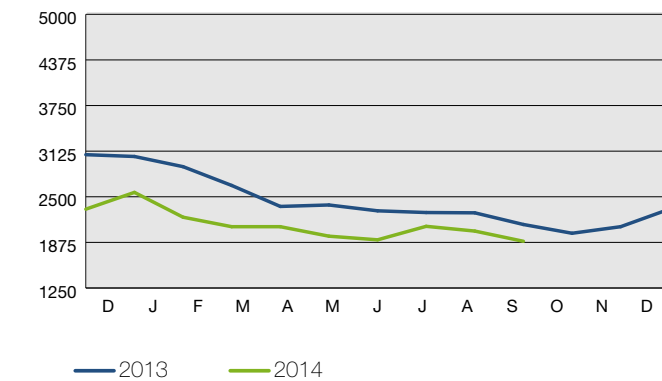
RSS3 in \$/mt

FOB Singapore



Tea in \$/mt

average auct. Mombasa



Bananas EU in \$/mt

